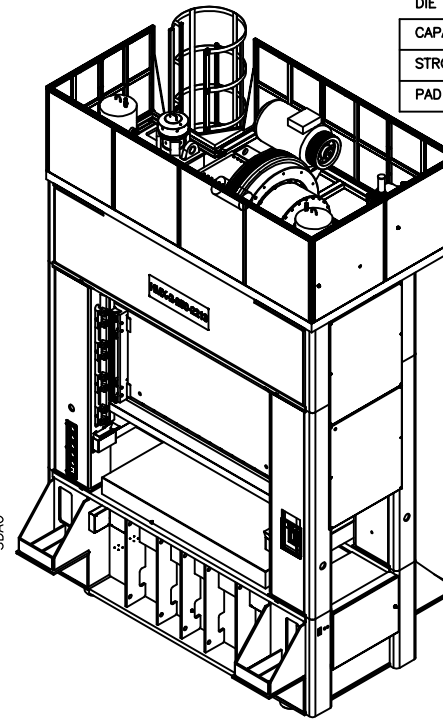
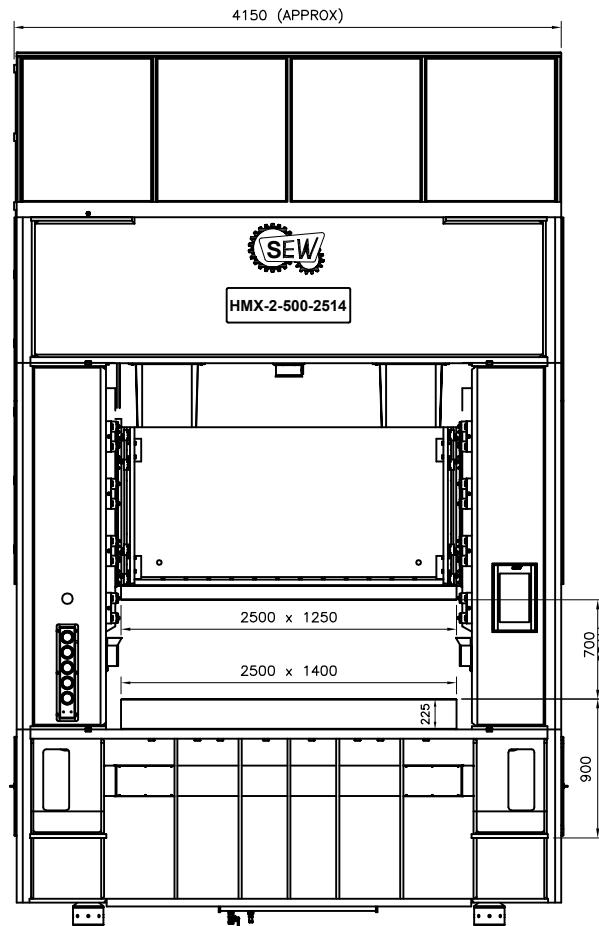
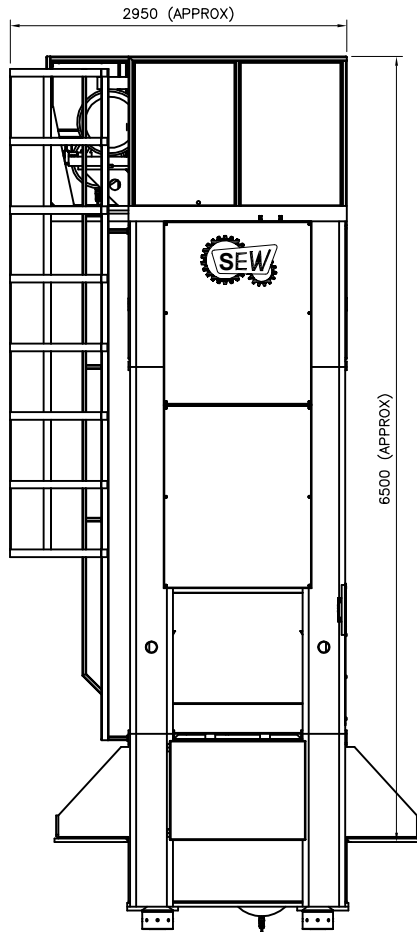


EIGHT POINT GIBBING



| SPECIFICATION OF HMX-2-500 | | |
|---------------------------------------|-------|-------------------------------|
| DESCRIPTION | | |
| PRESS FORCE CAPACITY @ 6.5 mm FBOS | kN(t) | 5000(500) |
| NUMBER OF SUSPENSION | — | 2 |
| STROKE LENGTH | mm | 250 |
| STROKE PER MINUTE (VARIABLE) | spm | 25–50 |
| SHUT HEIGHT(SDAU)(MAX DIE HEIGHT) | mm | 700 |
| SLIDE ADJUSTMENT | mm | 150 |
| BOLSTER AREA (LRXFB) | mm | 2500x1400 |
| SLIDE AREA (LRXFB) | mm | 2500x1250 |
| SIDE OPENING (FBxH) | mm | 1120x700 |
| SLIDE GUIDING | — | 8 POINT FLAT |
| MAIN MOTOR | kW | 75x4P |
| FLOOR TO TOP OF BOLSTER (WITHOUT PAD) | mm | 900 |
| PRESS ACCORDING ACCURACY | — | JIS 6402–1985 GRADE–1 |
| DRIVE | — | CENTRAL GEAR BOX |
| LUBRICATION | — | CENTRALIZED RECIRCULATING OIL |

| DIE CUSHION OPTIONAL | | |
|----------------------|-------|-----------|
| CAPACITY | kN(t) | 20x2 – 40 |
| STROKE | mm | 150 |
| PAD AREA (LRxFB) | mm | 900x600x2 |

DRAWN BY DP CHECKED BY VR APPROVED BY VR DATE 13/01/2020



DRG. NO. GA-HMX-2-500-250-08 SHEET 1 OF 1