

A

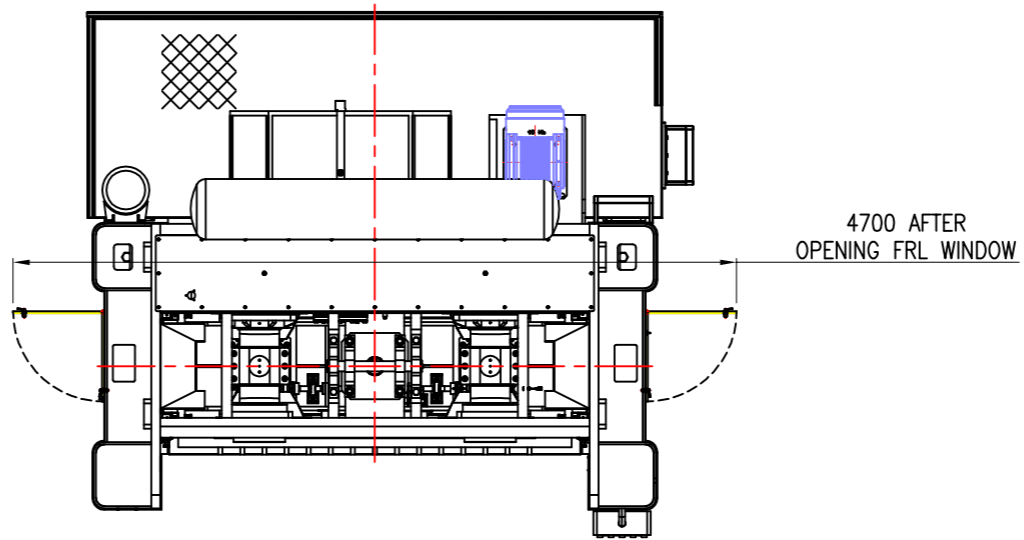
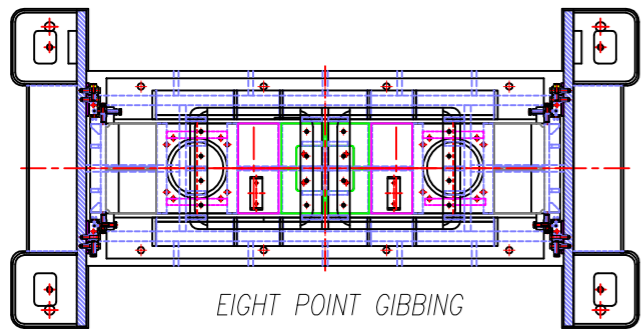
B

C

D

E

F



SPECIFICATION OF SXP-2-250 SG	
CAPACITY IN TON	250 (2500 kN)
NO. OF SUSPENSION	2
STROKE LENGTH (FIXED)	250 mm
SPEED (FIXED SPM)	30 SPM
SPEED (VARIABLE SPM)	25~40 SPM
DRIVE	GEARED
TONNAGE RATING POINT(B.D.C.)	7 mm
SHUT HEIGHT FROM BOLSTER	550 mm
SLIDE ADJUSTMENT	150 mm
BOLSTER AREA	2500x1100 mm
BOLSTER THICKNESS	175 mm
SLIDE AREA	2200x1000 mm
MAIN MOTOR [FOR FIXED SPM]	25 hp
MAIN MOTOR [FOR VARIABLE SPM]	30 hp
FLOOR TO TOP OF BOLSTER (AVM IN PIT)	850 mm
LUBRICATION	MOTORISED GREASE

OPTIONAL ACCESSORIES - DIE CUSHION	
PISTON CYLINDER TYPE	10 TON X 2
DIE CUSHION STROKE LENGTH (FIXED)	125 mm
DIE CUSHION PAD AREA	1600 X 700 mm

5

4

3

2

1

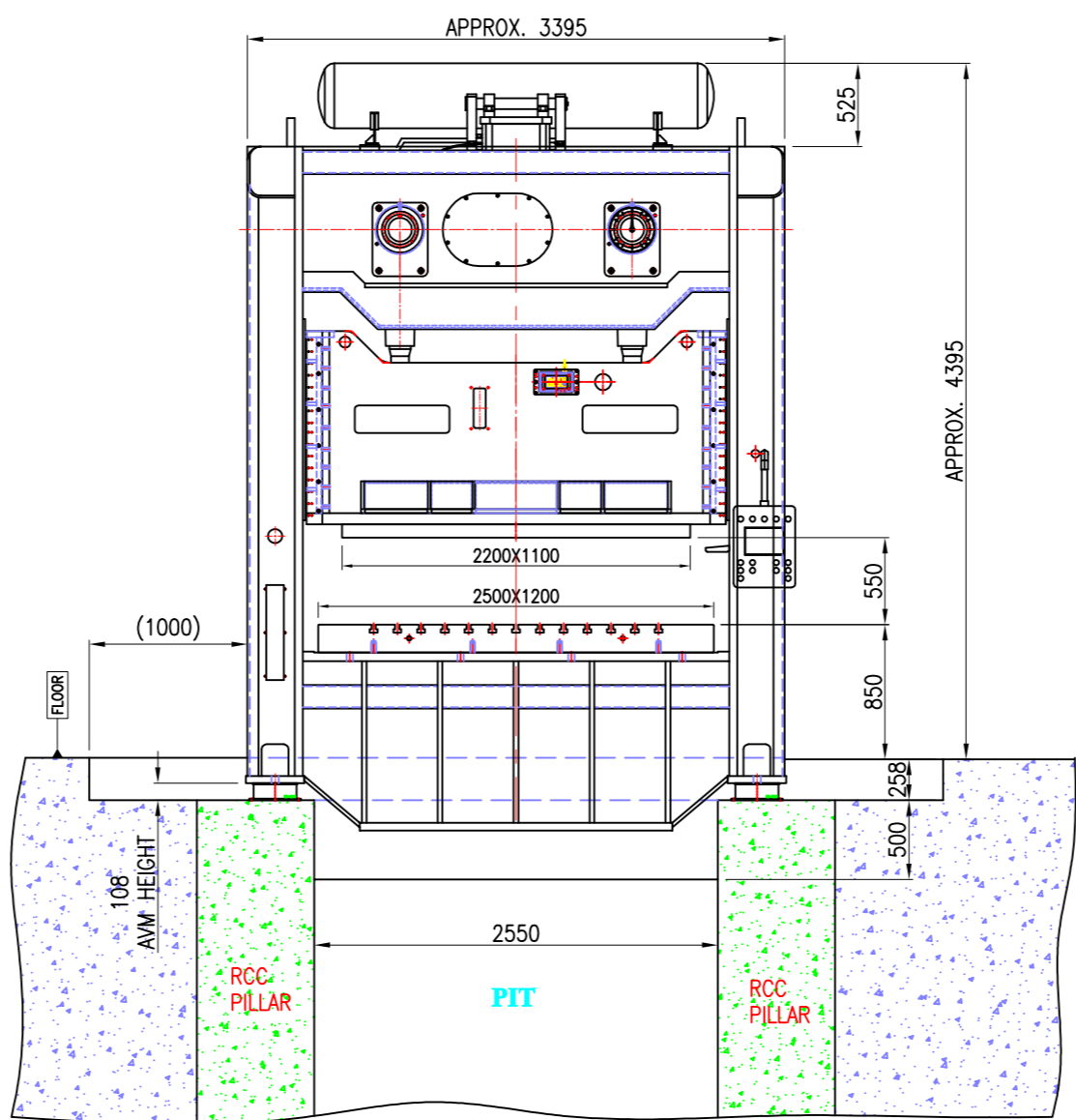
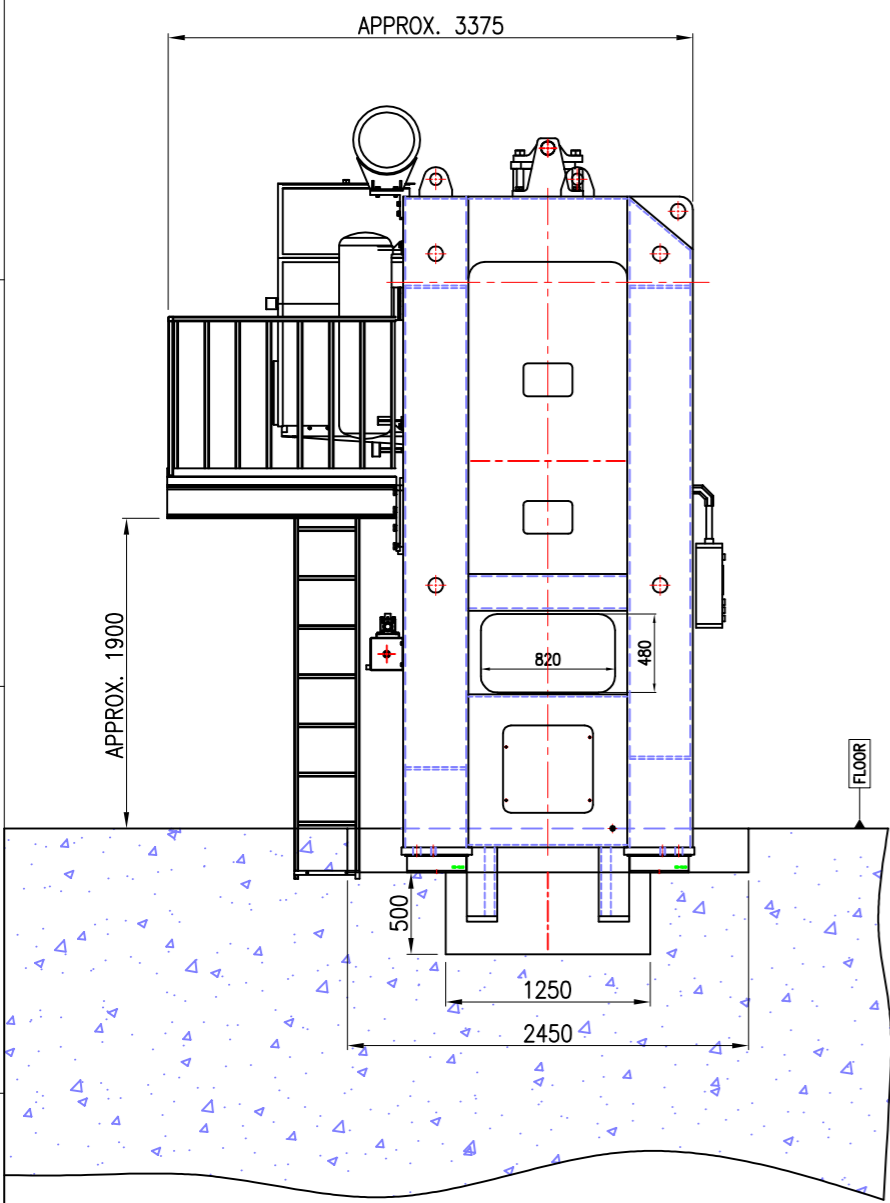
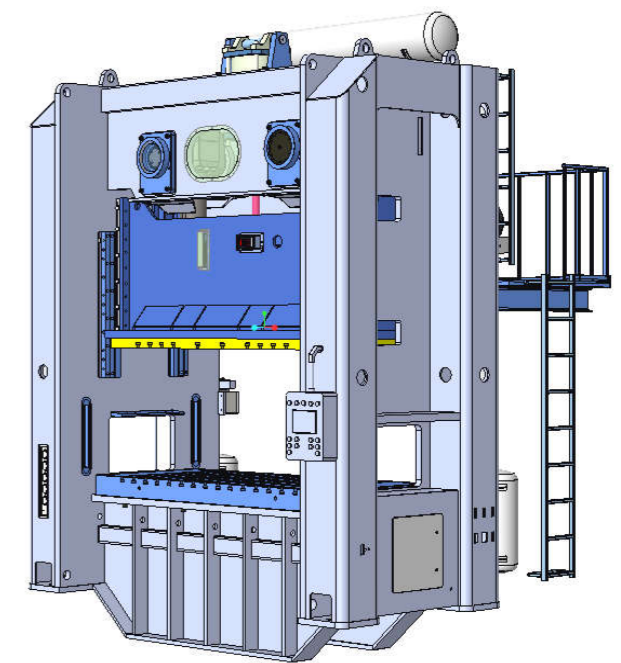
5

4

3

2

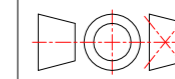
1



SCALE	1:1	SURFACE FINISH	MACHINE WGT.
DATE	15/01/2024		APPROX. 48T
DRAWN	DK	MATERIAL:	
CHKD.	DK		
APPD.	MS		
REV.	DESCRIPTION	SIGN	DATE
PROJECTION		NAME: G.A DRAWING	
DRG.NO. SXP-2-250-08			



SINGHAL
POWER PRESSES PVT.LTD



A

B

C

D

E

F